



What's Next in the Global Pork Markets?

January 8, 2026

Brett Stuart, President
Global AgriTrends

Outline

- Key factors 2026
 - Trump, tariffs
 - US – Canada – Mexico Agreement
 - Voluntary Country-Of-Origin Labeling
- Canada pork exports
- U.S. pork update
- Global pork
- Do high beef prices matter?
- Summary

Key Factors 2026...

- TRUMP's plans?
 - Venezuela, global tariffs, negotiations, deals, **uncertainty, volatility**
- U.S. economic growth
 - Economy grew at 1.9% last year
 - 4.3% in Q3
 - Consumer spending 2.1%
 - Labor market stability
 - Inflation remains sticky...
 - 2026 forecasts: 1.8-2.0% GDP



Trump Tariff Rundown

- Reciprocal tariffs are now in place
 - But have **little impact** due to:
 - Canada and Mexico remain mostly tariff free under the USMCA agreement (85-90% of trade)
 - **This agreement to be reviewed THIS YEAR**
 - Trump dropped all reciprocal beef import tariffs
 - **Some impacts:**
 - China has halted U.S. beef (since late March)



- What's next?
 - **U.S. Supreme Court to determine legality of reciprocal tariffs**
 - Arguments began Nov 5th; ruling this month?
 - Will a China deal will be forthcoming?
 - Will it be a "Phase Two"? Not much agriculture discussion, outside of soybeans
 - Midterms in 2026 could muzzle Trump's agenda, or confirm it...

U.S. – Canada Trade Politics



- Strategy: Panic Slowly...
 - Plan, but wait to execute
- Current Trump Tariffs with Canada
 - 35% (outside of CUSMA)
- Does it matter?
 - Not yet, at least for meat and livestock
 - These tariffs only apply to products NOT COVERED under the U.S. Canada Mexico Agreement (CUSMA)
 - 85-90% of Canadian exports to the U.S. still pay zero duties
 - Including pork, pigs, beef, and cattle



U.S. Country-Of-Origin Labeling

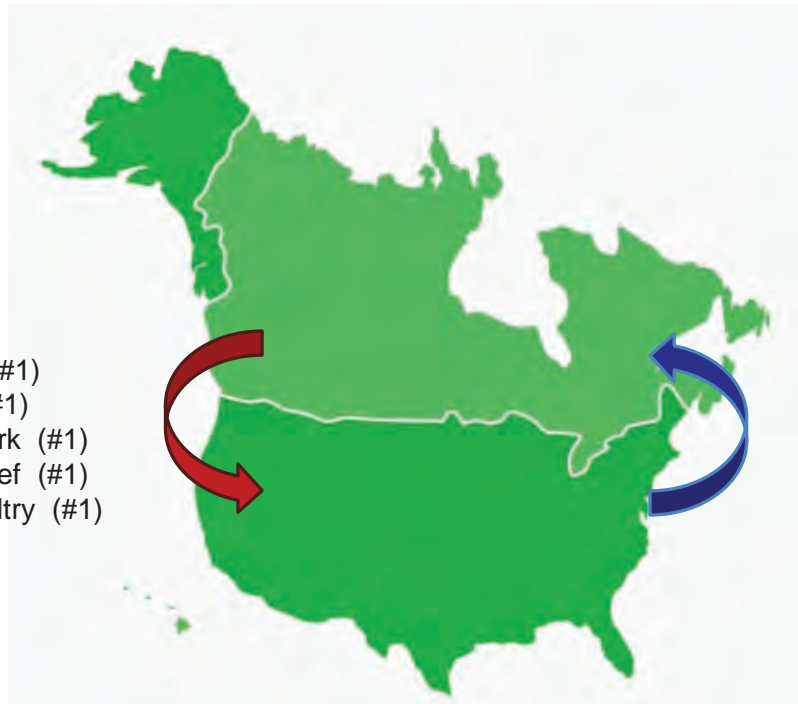
- Now VOLUNTARY...
 - But is now regulated as of January 1, 2026
- Recall, the Mandatory version was ruled WTO illegal in 2011, repealed in 2016
 - The U.S. retail scanner data showed ZERO discernable price or demand difference before/during MCOOL (Kansas State study)
- Now:
 - Back from the dead, but now VOLUNTARY
 - Retailers can choose the label but must comply if they use it
 - Labeling rules implemented January 2026
- What will retailers do?
 - Likely to pressure suppliers (packers) to comply with current labels
 - Costco widely uses “Product of USA” on meat
 - Walmart, likely to lean into “America250” in 2026 (250th anniversary of the founding of America)
 - They are a founding partner of “America250”, a nonpartisan group organizing celebrations
- This could lead to price pressure and discounts on Canadian pigs and hogs
 - But Canadian hogs are only 5% of U.S. supplies



U.S. Canada Meat and Livestock Trade

Canada to U.S.

- 6.7 million hogs (#1)
- 831,000 cattle (#1)
- 342,000 mt of pork (#1)
- 375,000 mt of beef (#1)
- 78,000 mt of poultry (#1)

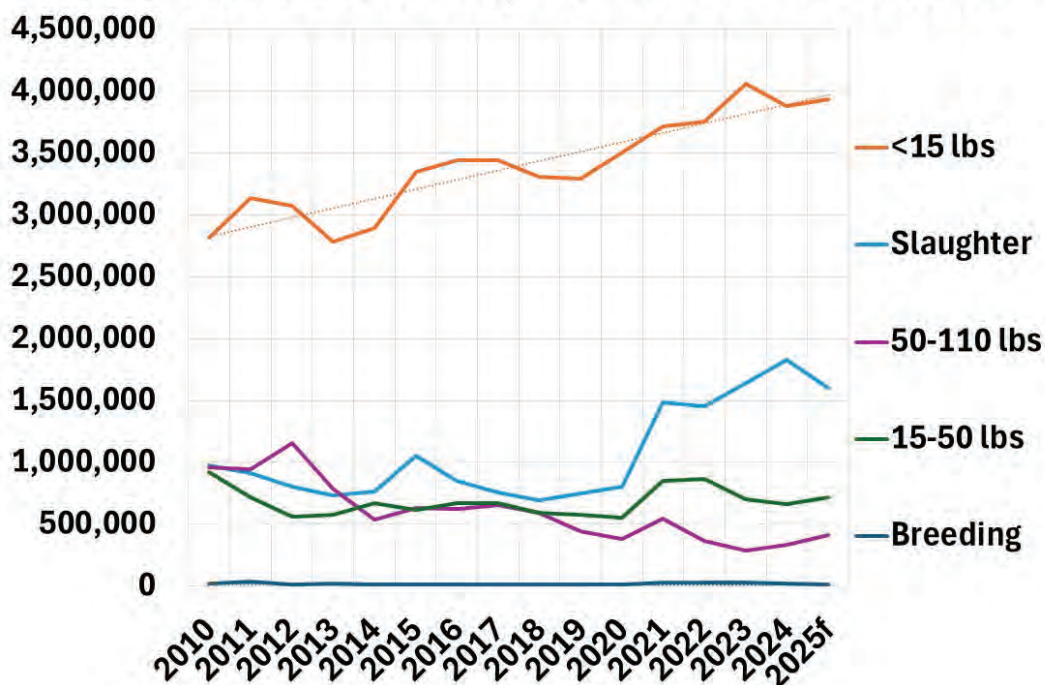


U.S. to Canada

- 13,000 hogs (#2)
- 400,000 cattle (#1)
- 213,000 mt of pork (#4)
- 103,000 mt of beef (#5)
- 166,000 mt of poultry (#6)



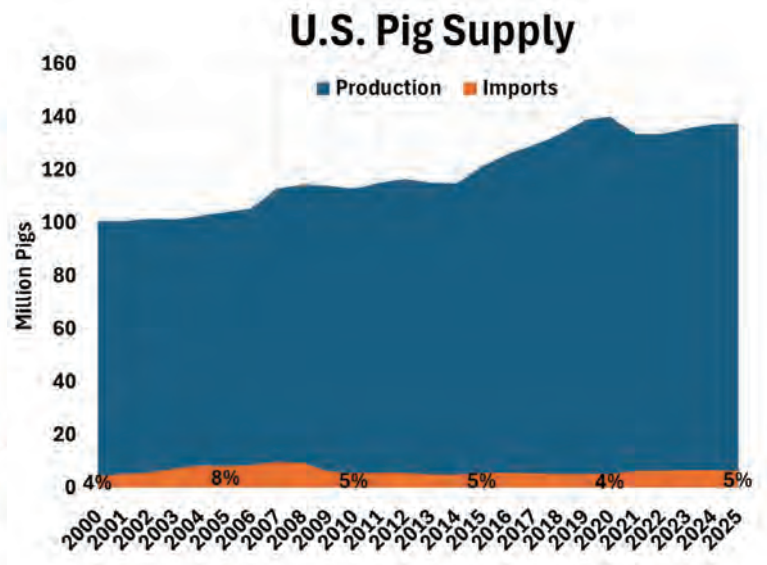
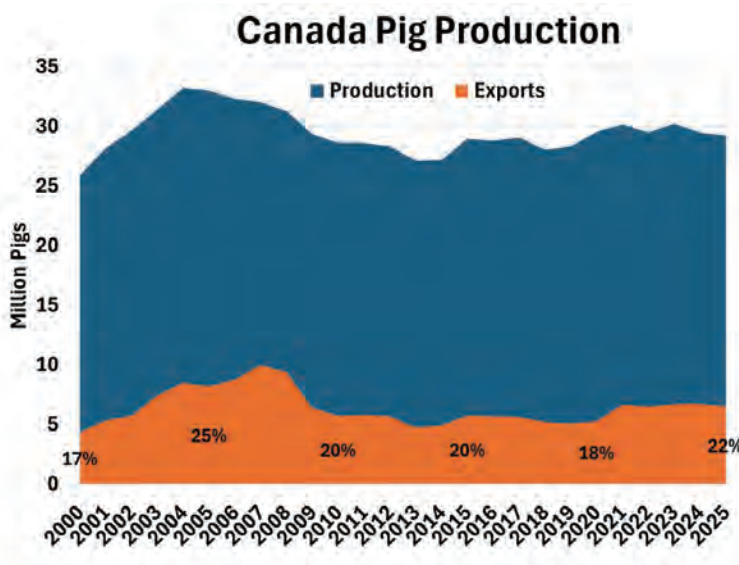
U.S. Swine Imports from Canada



Source: USDA, AgriTrends forecasts



Canada Live Pig Exports



Source: USDA



Canada Pork Export Update



AI Generated??

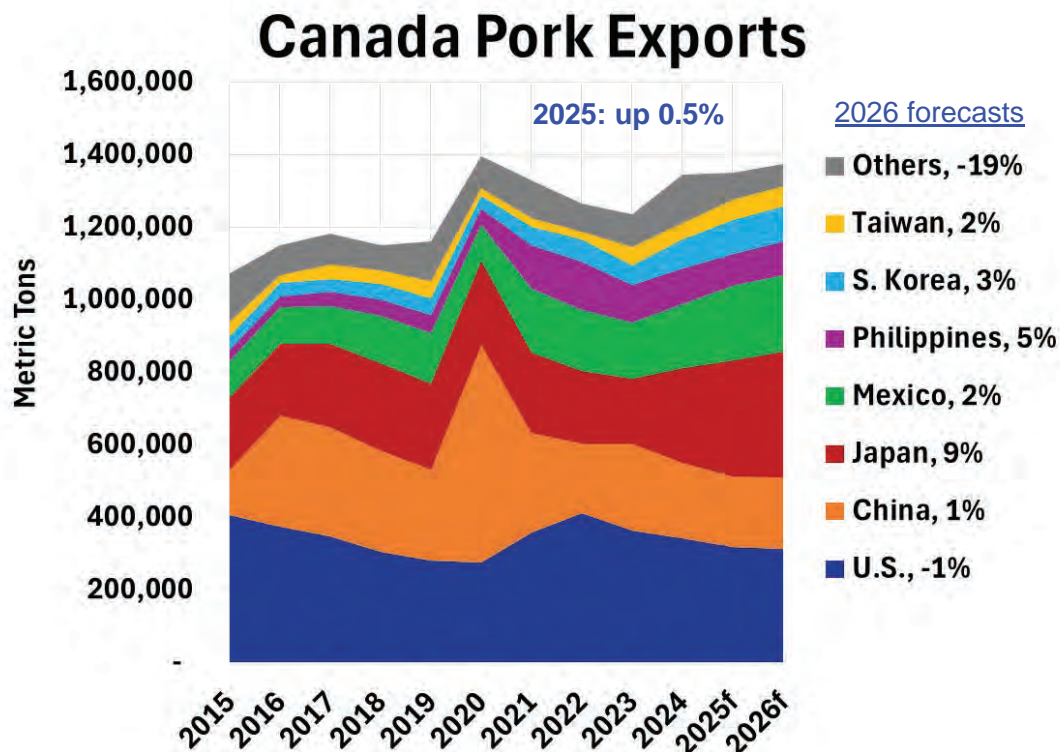
Canada / U.S. 2025 Pork Update

Canada

- Hog slaughter YTD: **+2.8%** (+531,000)
- Carcass weights: **+0.3%**
- Pork production: **+3.1%**
- Sow slaughter: **+5.1%** (8k)
- Hog Prices: **+11.1%**
- Imports: **-13.1%**
- Exports: **+0.5%**

U.S.

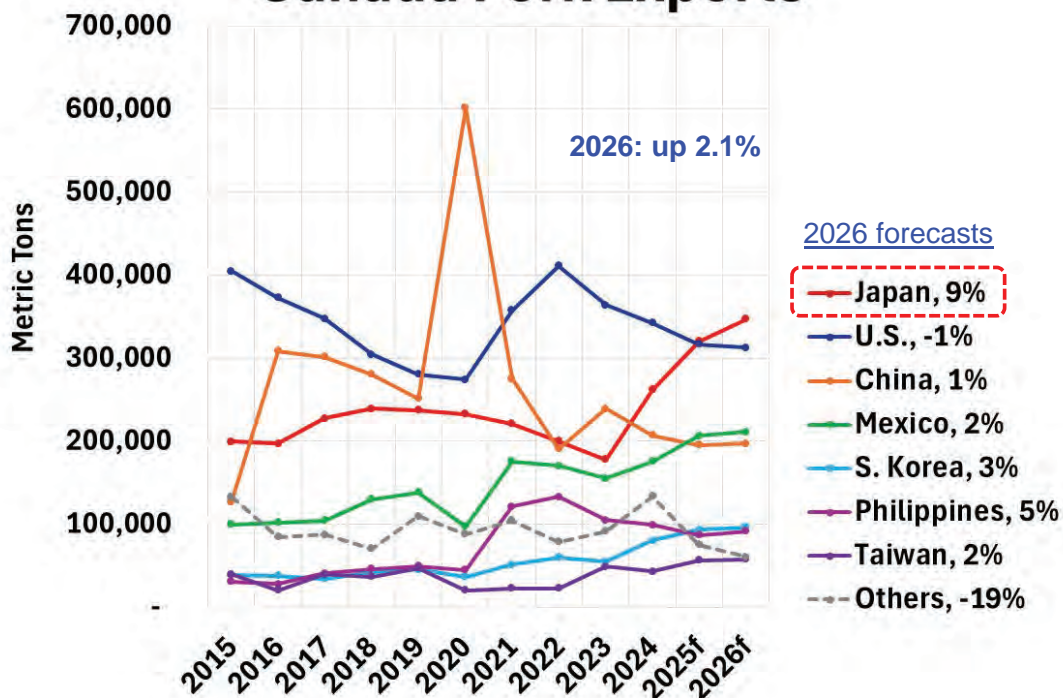
- Hog slaughter YTD: **+0.9%** (+1.2 million)
- Carcass weights: **+0.4%**
- Pork production: **+1.3%**
- Sow slaughter: **-7.1%** (-220k)
- Hog prices: **+17.1%**
- Imports: **-6.3%**
- Exports: **-1.2%**



Source: TDM, AgriTrends



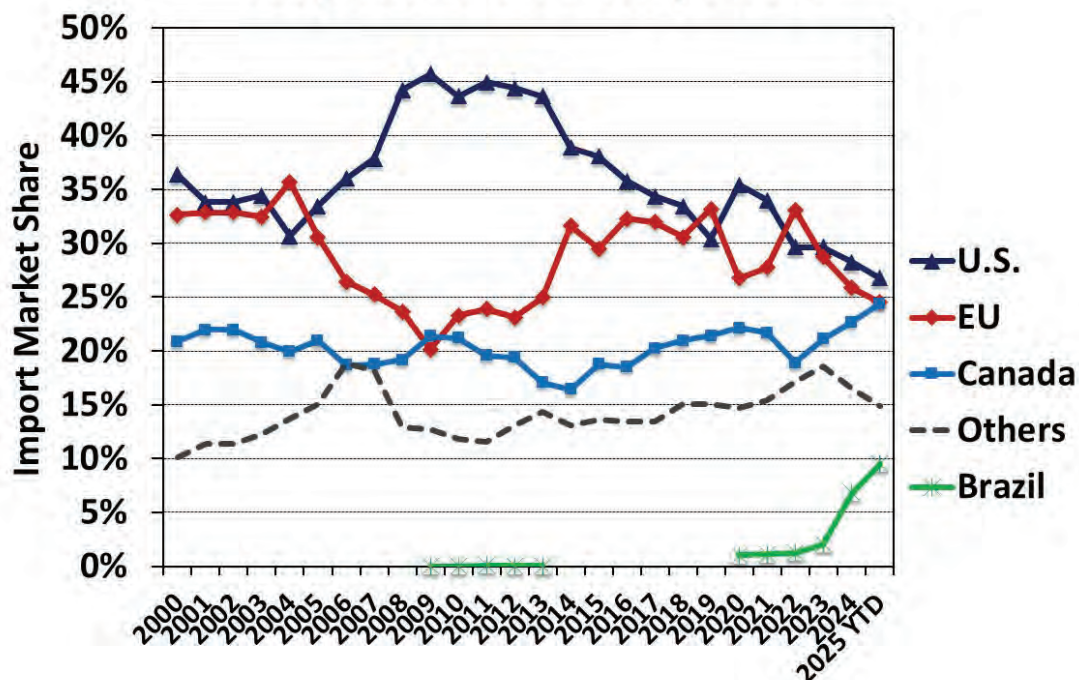
Canada Pork Exports



Source: TDM, AgriTrends



Japan Pork Imports



Source: TDM, AgriTrends

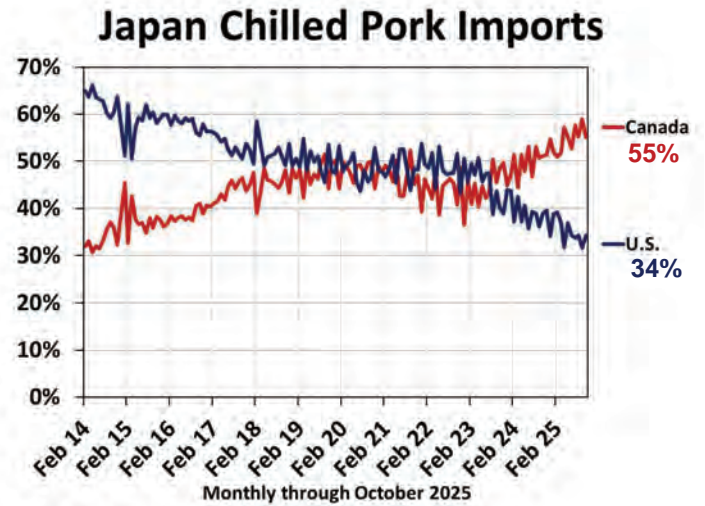


Japan Pork Market Update

Canada continues to gain chilled market share at the expense of the U.S. and Mexico

Japan Chilled Pork Imports: Nov and YTD

CHILLED PORK IMPORTS, BY SUPPLIER - METRIC TONS								
	Nov 24	Nov 25	Chg	%	2024 (1-10)	2025 (1-10)	Chg	%
TOTAL	30,445	30,816	370	1%	350,339	363,507	13,168	4%
Canada	15,644	17,332	1,688	11%	174,471	199,593	25,122	14%
U.S.	12,025	10,028	-1,997	-17%	137,106	126,633	-10,473	-8%
Mexico	2,775	3,457	681	25%	38,724	37,256	-1,468	-4%
Spain	1	0	-1	-	36	20	-17	-
Others	0	0	0	-	2	6	4	181%

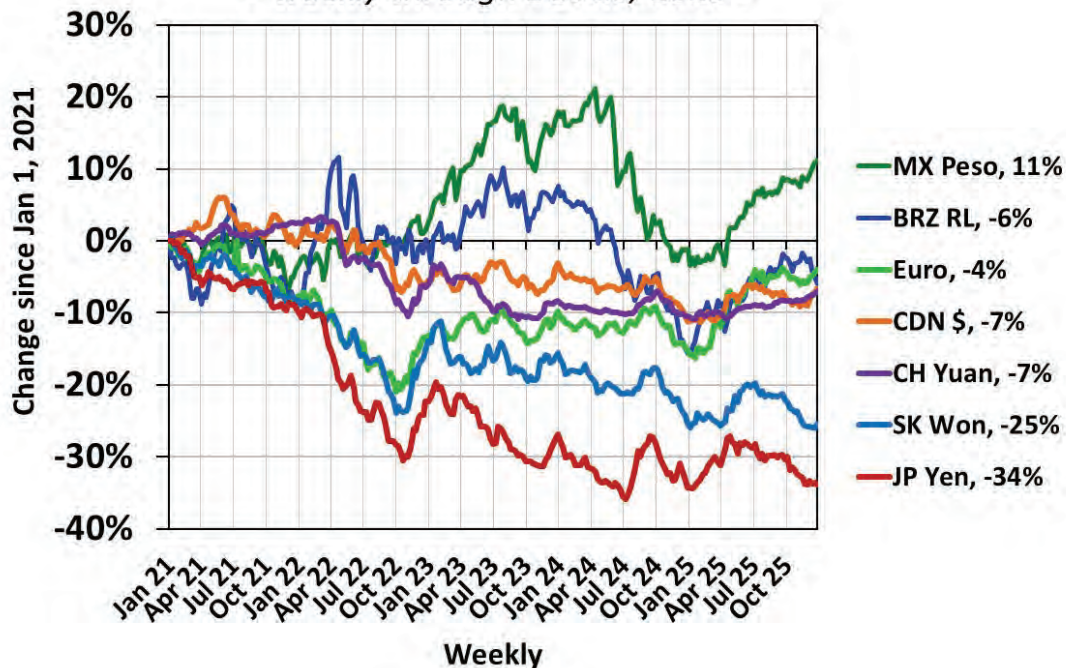


Source: TDM, AgriTrends, monthly Japan Pork Import Report

Global AgriTrends

Changes vs. the US Dollar

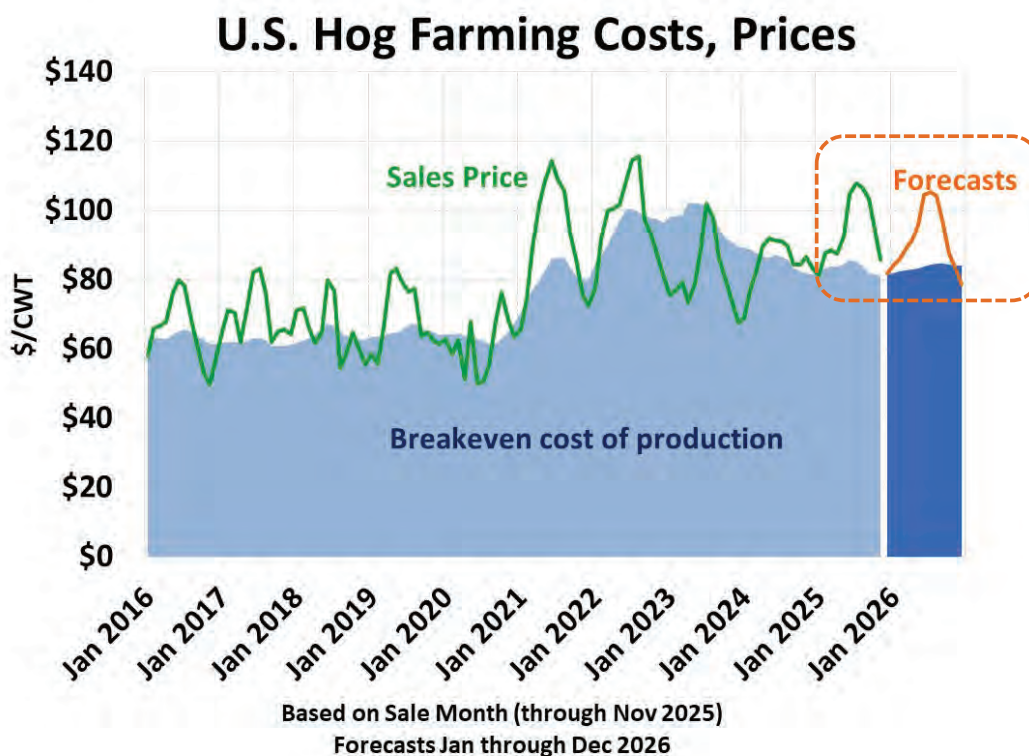
-- weekly through Dec 26, 2025 --



Source: U.S. Federal Reserve

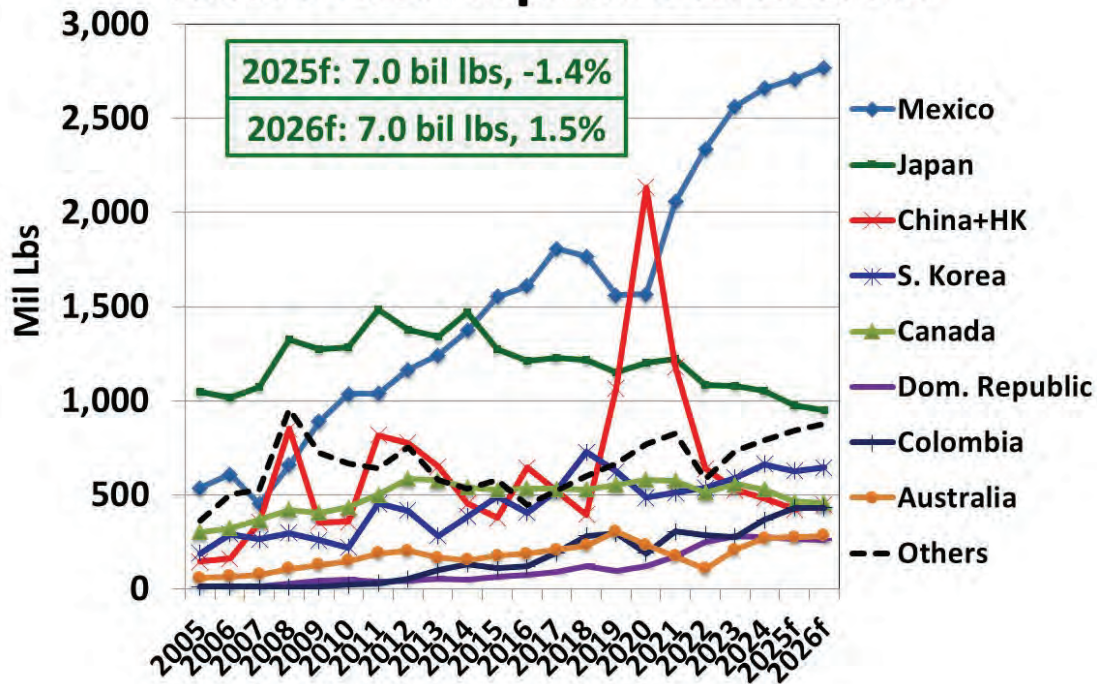
Global AgriTrends

U.S. Pork Update



Source: Iowa State University, CME Futures, Jan 6, 2025, Farrow-to-Finish estimates

U.S. Pork Export Forecasts



Source: USDA/ERS, AgriTrends forecasts



Mexico Threatens Anti-Dumping Investigation on U.S. Pork

- It's happened before
- What is different this time?
 - Mexico now imports >50% of their pork consumption
 - Mexican hog prices are near record high
- Dumping cases are hard to defend (and prove)...
- Is this a negotiation tactic?
- What if tariffs ensue?

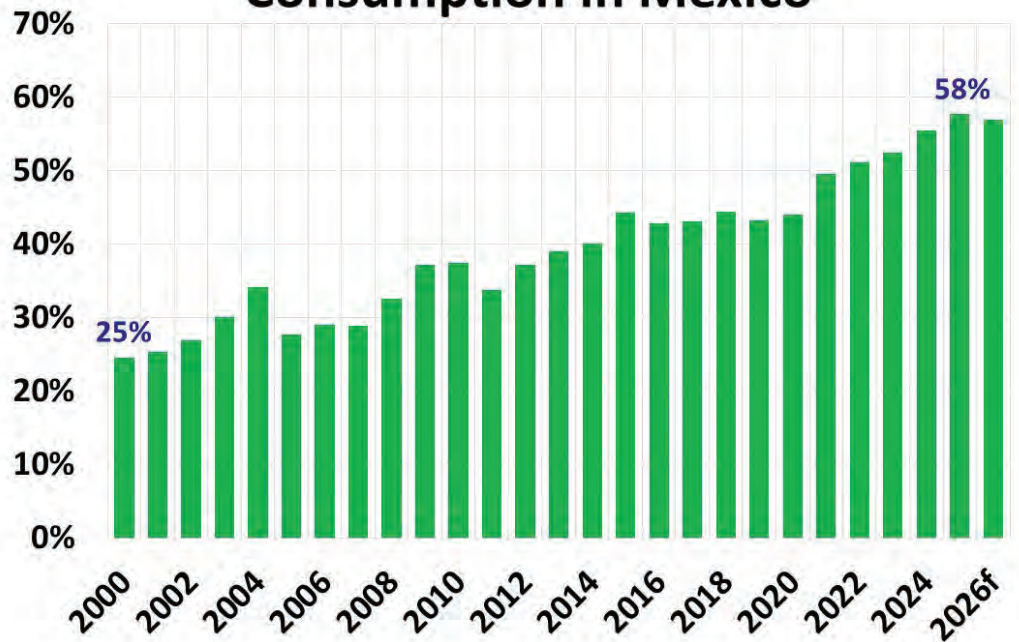


Percent of Imported Pork Consumption in Mexico

Mexican Complaints Include:

- COVID-19 policies
- The Meat and Poultry Processing Expansion Program
- USDA policies, and subsidies to farmers of corn and soybeans

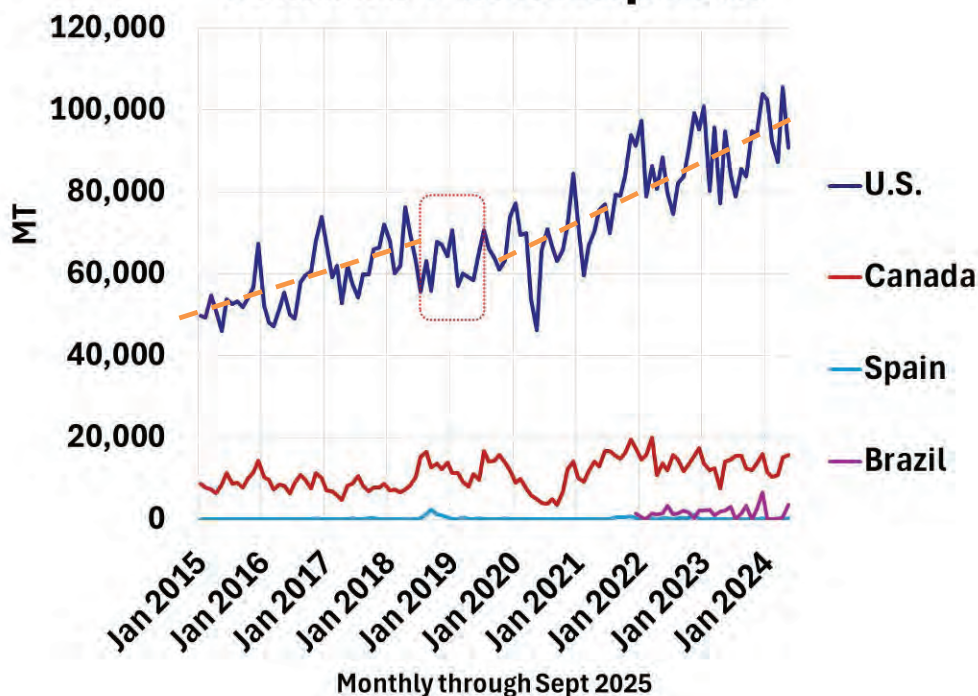
Note: Approximately 80–95% of the corn used in Mexico's livestock feed comes from imported U.S. yellow corn



Source: TDM, AgriTrends

Global AgriTrends

Mexico Pork Imports



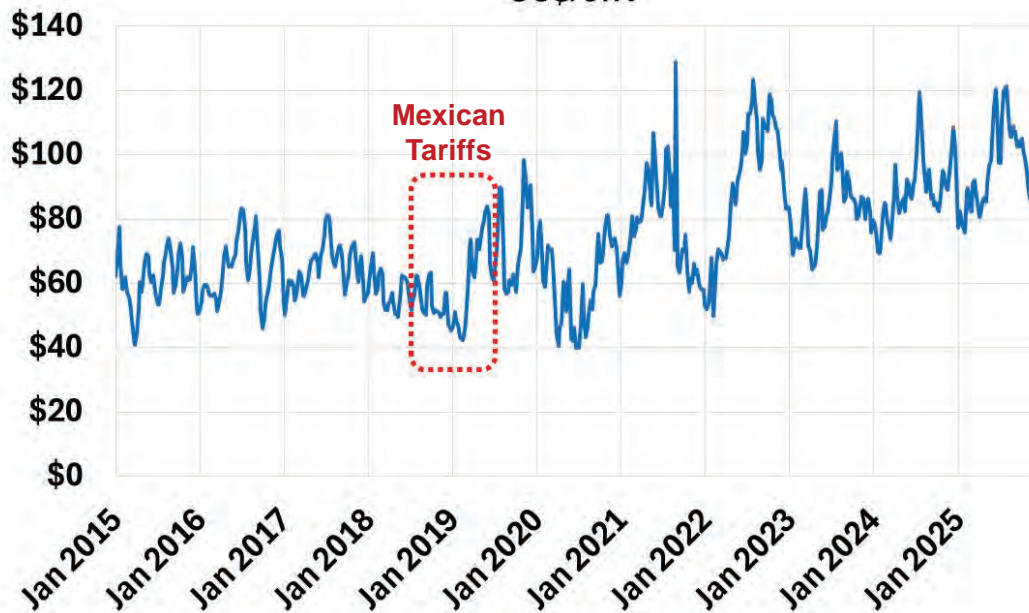
Dumping duties slowed the U.S. export trend to Mexico

Source: TDM, AgriTrends

Global AgriTrends

U.S. Ham Prices

US\$/cwt

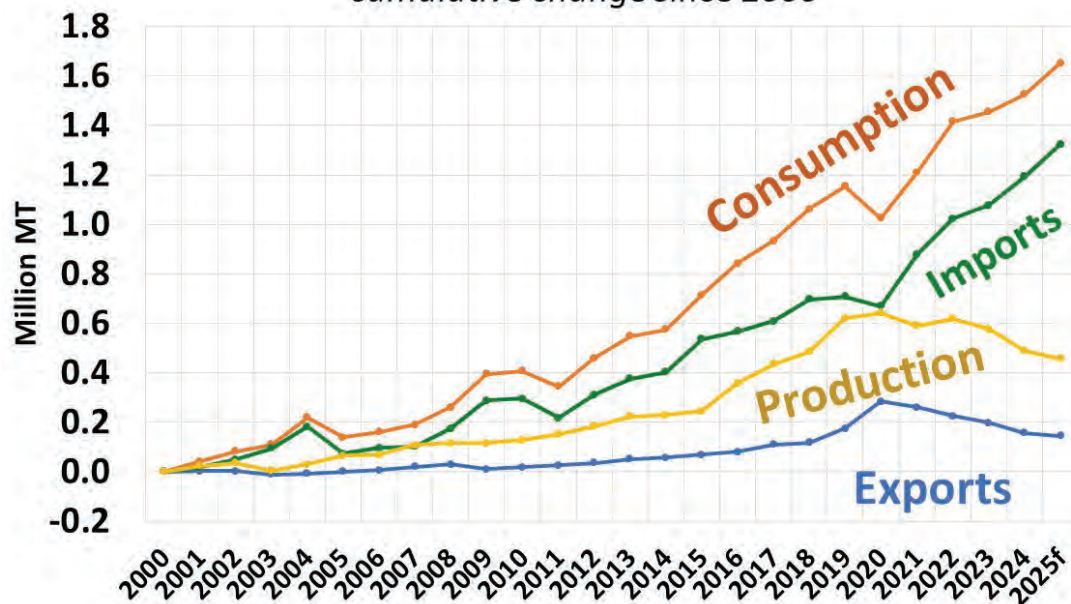


Source: TDM, AgriTrends



Mexican Pork

cumulative change since 2000

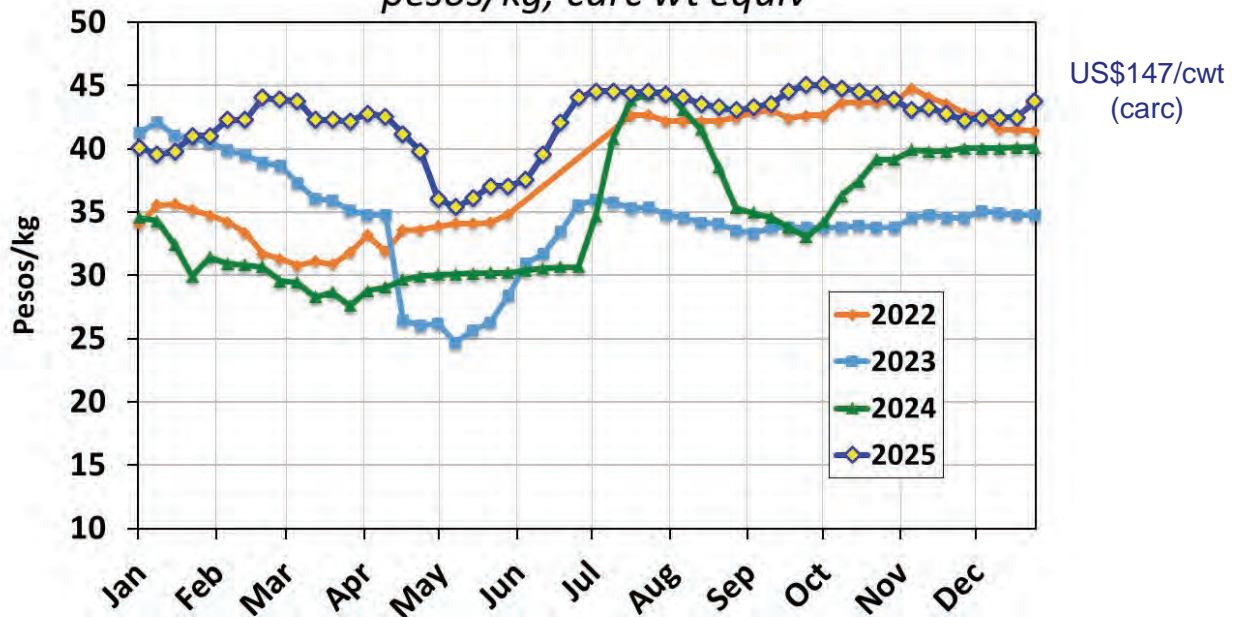


Source: TDM, AgriTrends



Mexican Hog Prices

pesos/kg, carc wt equiv



Source: Mexico Economia

Weekly through December 27, 2025

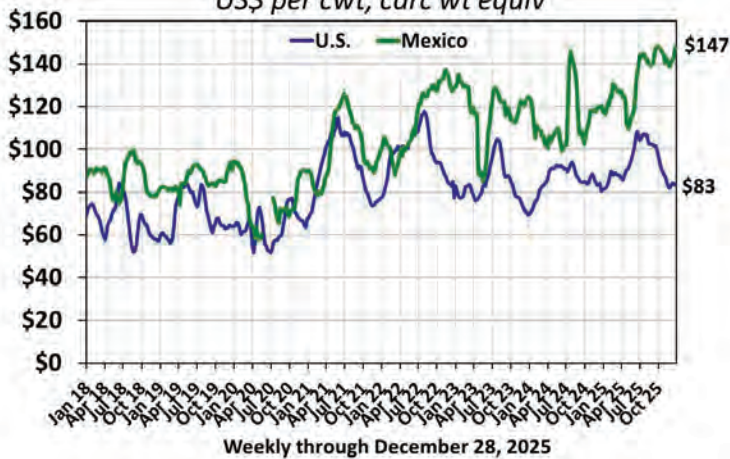
Sonora/Jalisco Average



Mexican Hog Prices Remain High

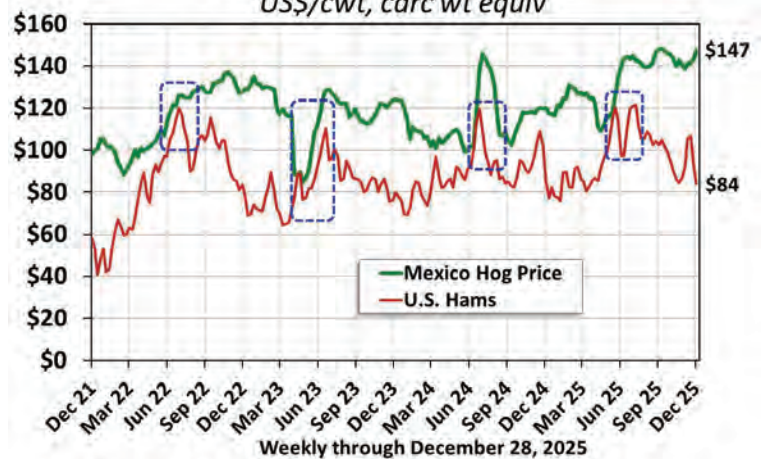
Hog Prices

US\$ per cwt, carc wt equiv



MX Hog Prices & U.S. Hams

US\$/cwt, carc wt equiv



Source: Economia, USDA

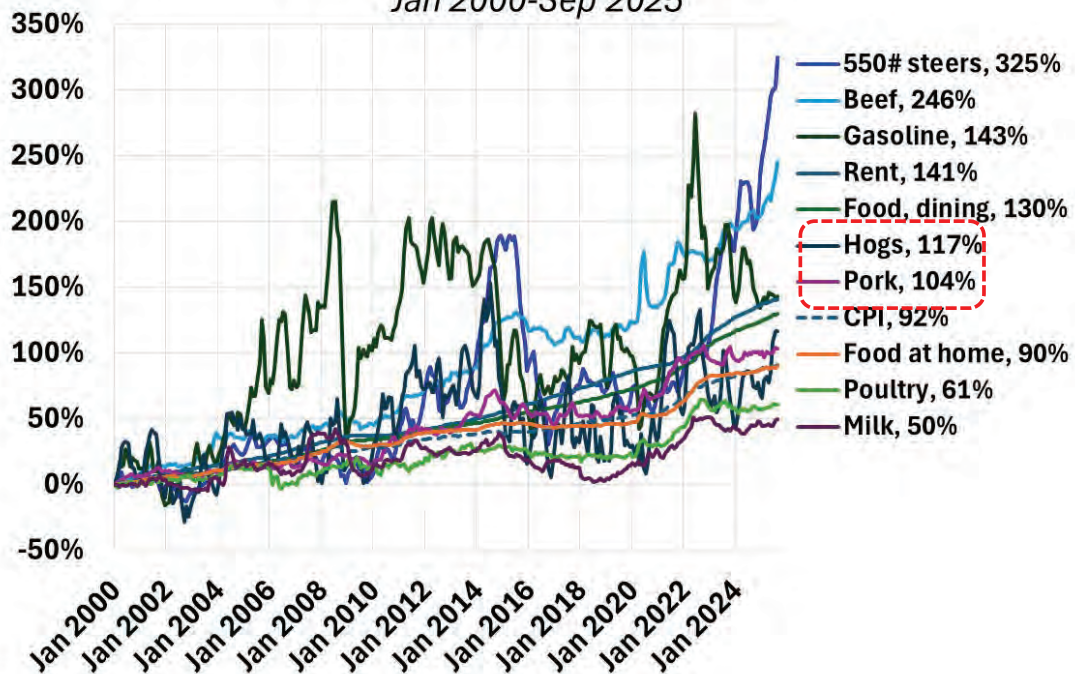


North American Swine Herd Expansion?



Cumulative Inflation

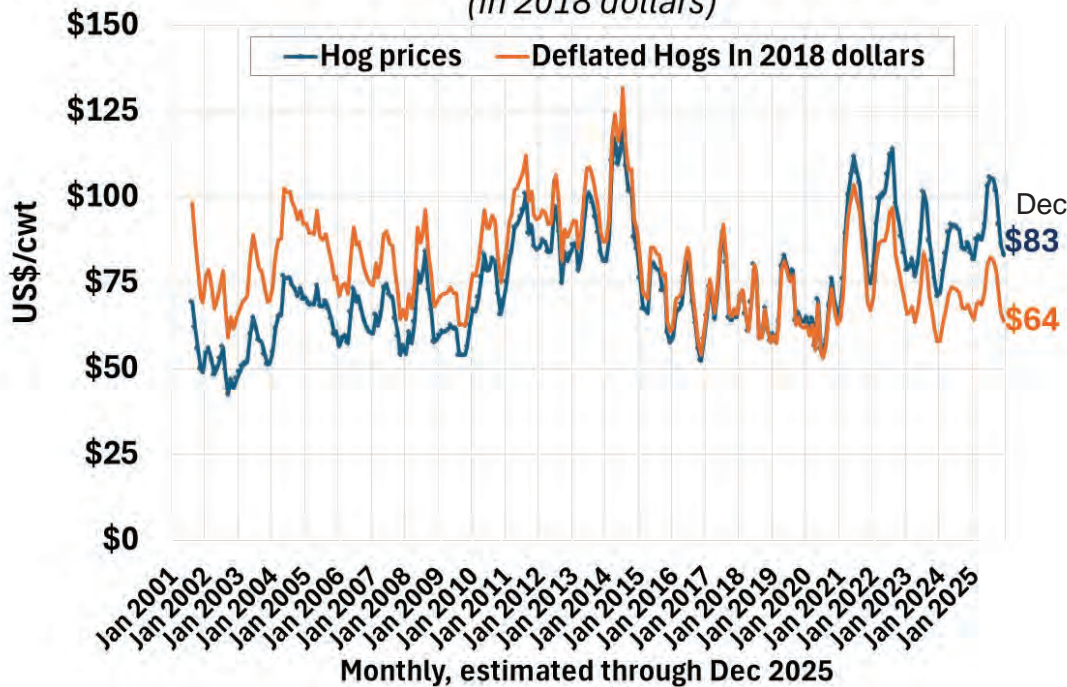
Jan 2000-Sep 2025



Source: USDA, US DOE, Federal Reserve

U.S. Hog Prices

(in 2018 dollars)



Source: USDA, US DOE, Federal Reserve

Global AgriTrends

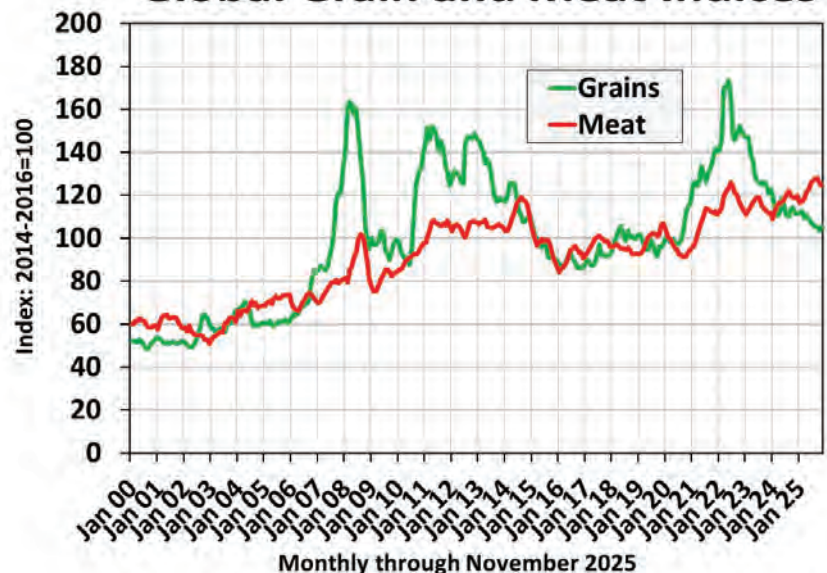
In deflated terms, hog prices aren't that high...

Profits are being driven by cheap feed.

Global Feedgrain Outlook

- Global corn/soybean production outlook remains robust
- 2026 price expectations
 - Corn US\$4.40/bu
 - Soybeans US\$10.50/bu
- Input costs (fertilizer, seed) remain high
- Weather is always a risk
- Do “low prices fix low prices?”
 - Not yet...

Global Grain and Meat Indices



Source: UN/FAO

Global AgriTrends

Global Pork

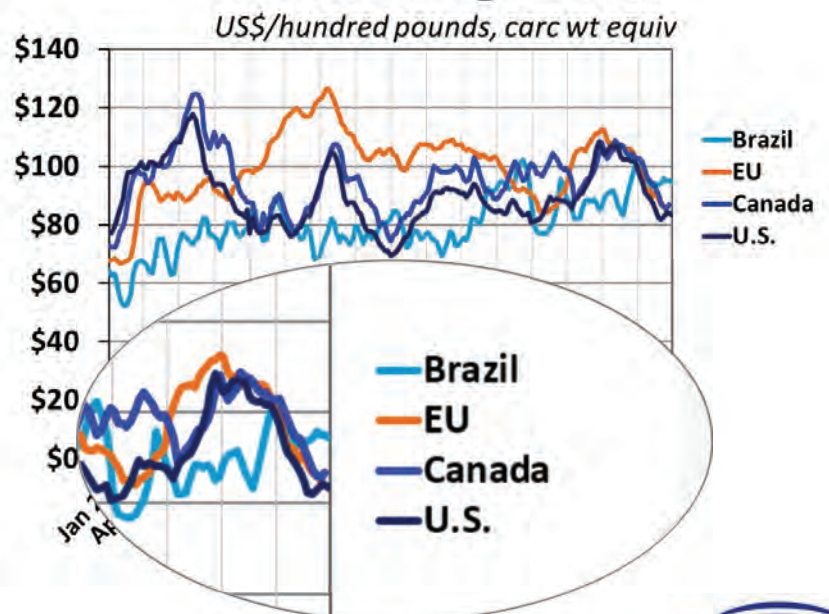


Tonkatsu in Tokyo

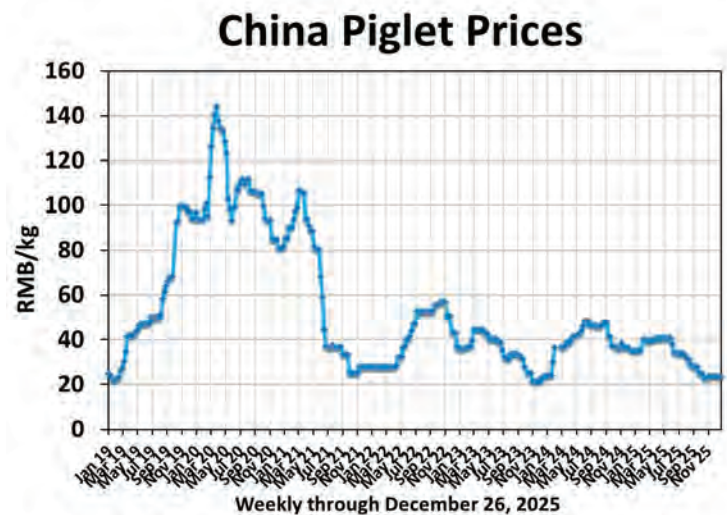
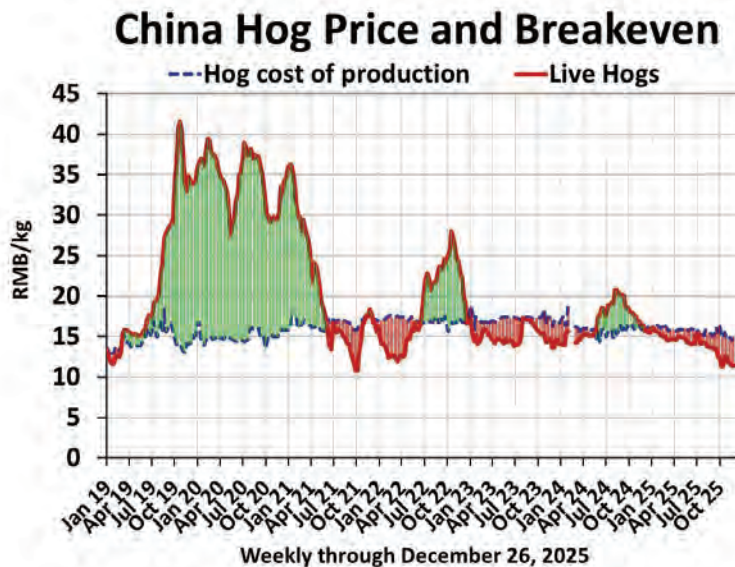
Global Swine and Pork Sector Stable

- Global pork supply and demand remains mostly in balance (**exc CHINA**)
- Disease issues remain a key market driver
- Profitability has broadly improved in 2025 due to lower feed prices
 - **With one exception: China**

Global Hog Prices



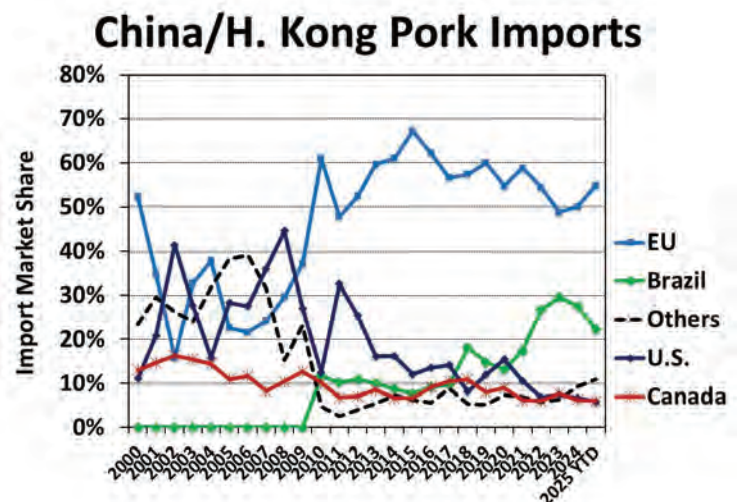
China's Swine Sector Remains Unprofitable



Supplies are outpacing demand in China

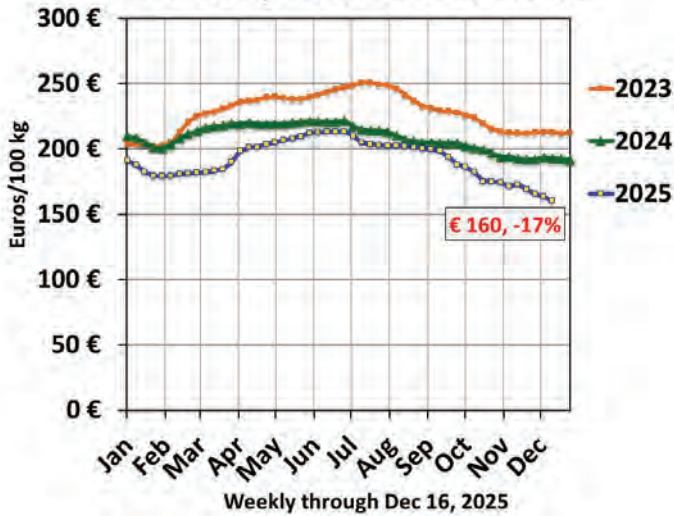
China Finalizes Dumping Duties on EU Pork

- This move will shift competitive benefits to non-EU pork suppliers into China
- While China sees lackluster demand for imported pork, a prolonged financial downturn could lead to liquidation and higher pork prices into late-2026
 - That could lead to a stronger pork import demand into China next year.
- Will the EU capitulate by dropping tariffs on Chinese electric vehicles (EVs)? **Not likely.**

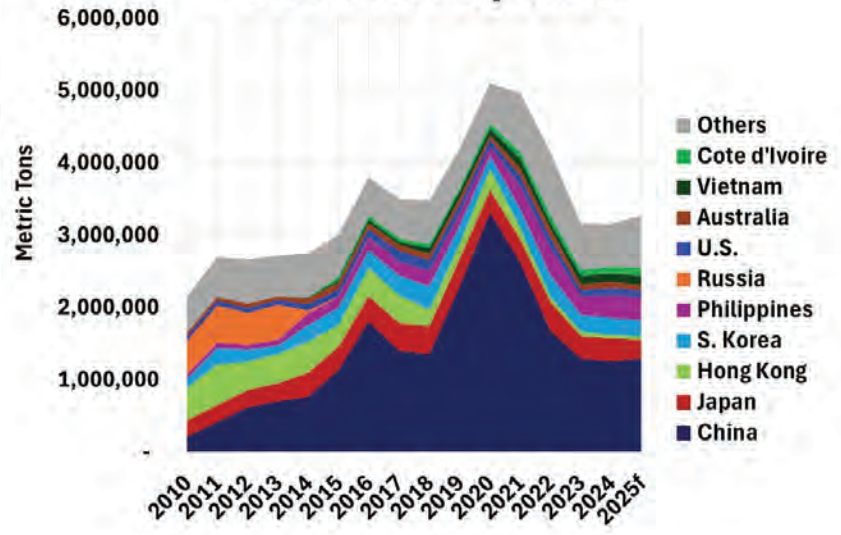


European Swine Sector

EU Hog Carcass Prices



EU Pork Exports

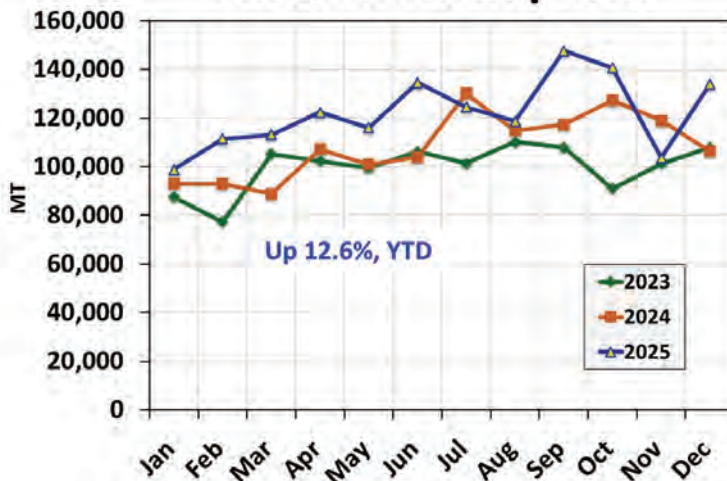


Source: AHDB, TDM, AgriTrends forecasts

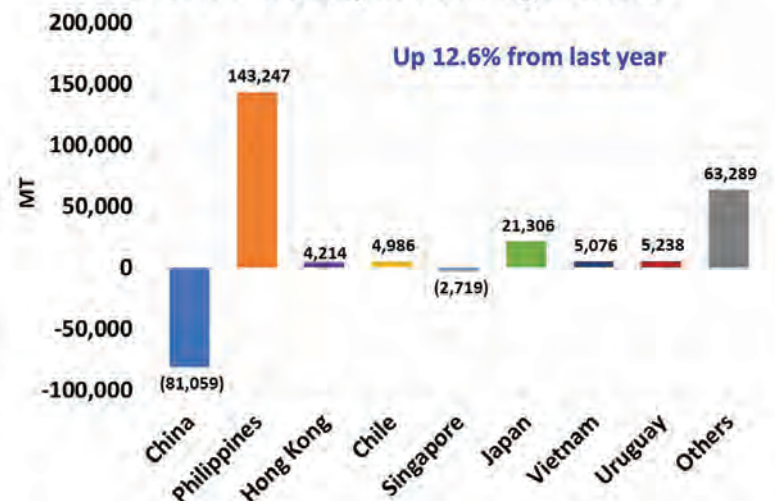
Global AgriTrends

Brazil Pork Exports Rising

Brazil Pork Exports



Brazil Pork Export Changes 2025

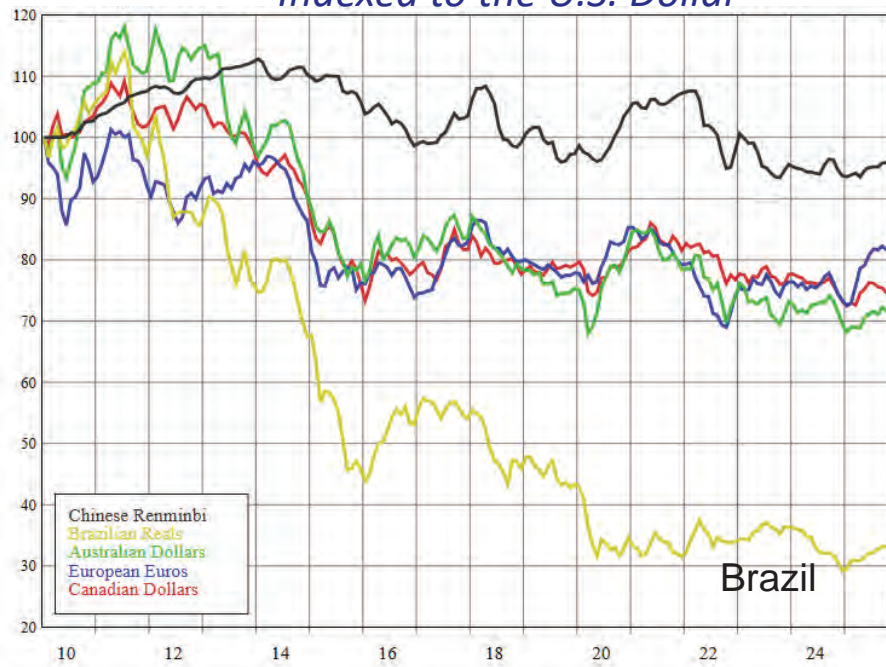


Source: TDM, AgriTrends

Global AgriTrends

Currency Rates (2010-2025)

Indexed to the U.S. Dollar



China
EU
Canada
Australia

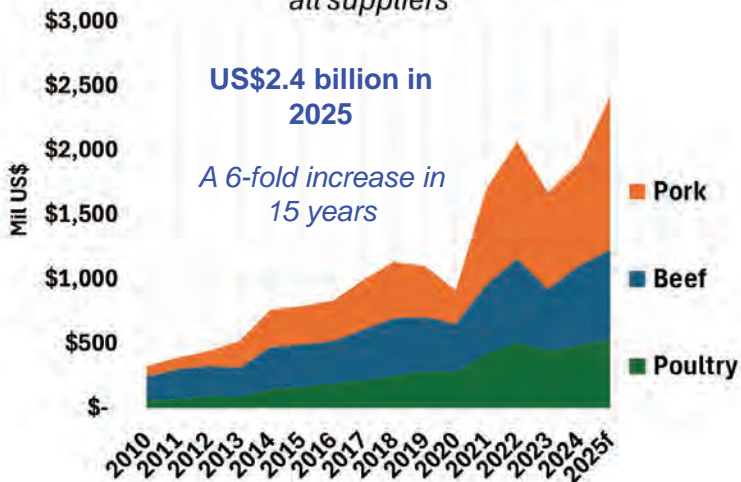
Currency is a
Brazilian export
SUPER-POWER



Philippines Meat, Poultry Imports

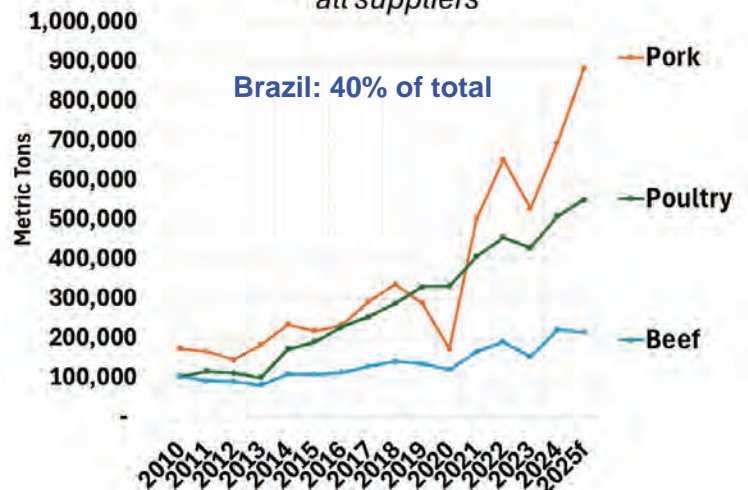
Philippines Imports

all suppliers



Philippines Imports

all suppliers



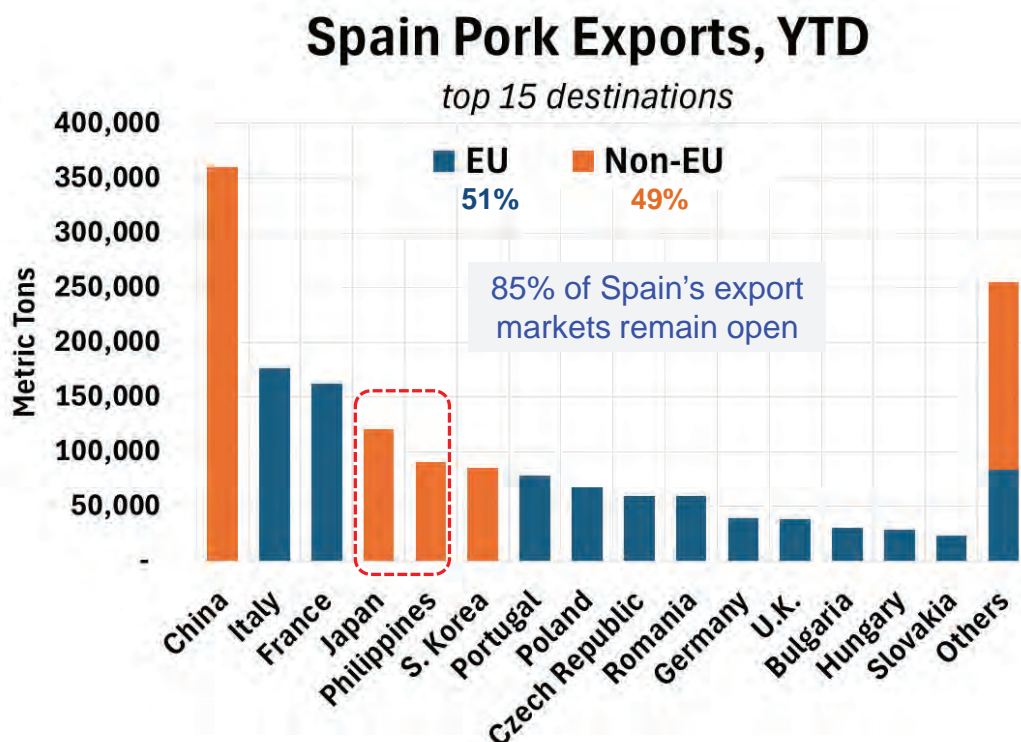
Source: TDM, AgriTrends



Spanish ASF Found Nov. 26



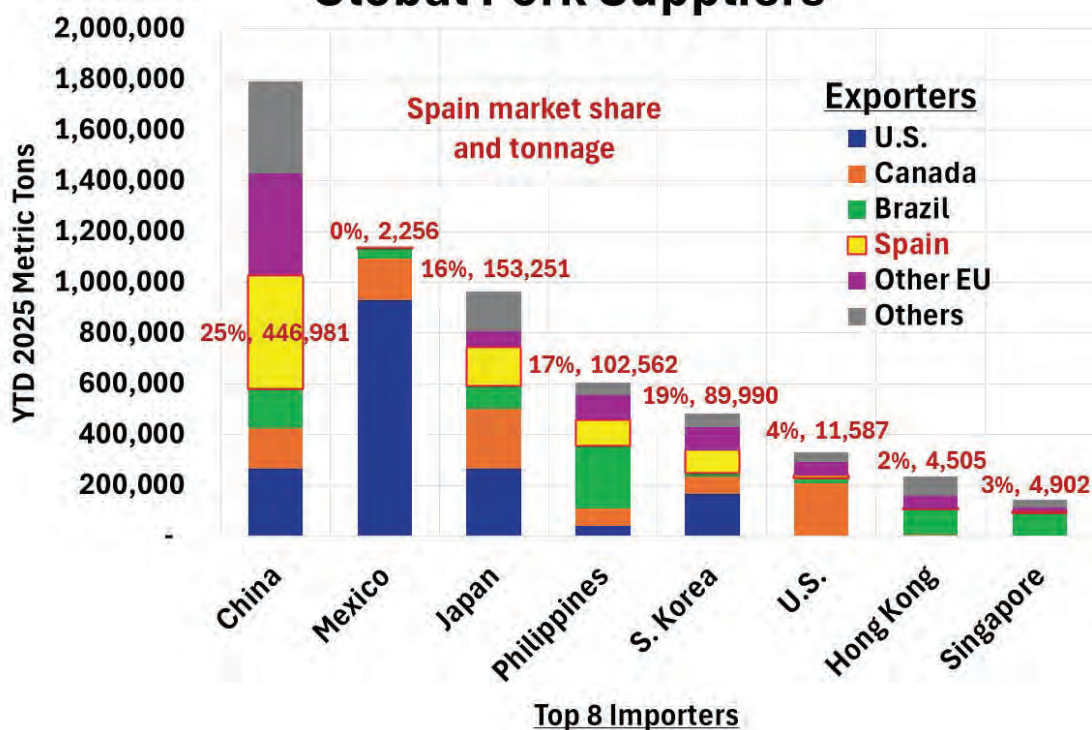
- Current count at 27: no domestic infections yet
 - All cases remain in the protected zone (10 km)
- Gene sequencing points to a leak from an ASF research lab
- Hog prices down -16% thus far
- Spain can continue to export pork into the EU
 - And they have regionalization agreements that allow shipments from nonaffected regions into China, South Korea, the U.S. and others
- Spain is the largest pork producer in Europe and the 2nd largest exporter globally
- The bulk (42%) of their pork production occurs in Catalonia, the region directly west of these recent ASF cases



Source: TDM, AgriTrends



Global Pork Suppliers



Source: TDM, AgriTrends



Bottom Line: Spanish ASF

- It is tragic and hardly believable that this virus escaped from a lab researching ASF; but that theory is becoming much more likely
- We will continue to watch
 - Any cases outside the protected zone would escalate the risk of longer-term disruption to Spain's pork exports
- The U.S. has just moved our animal disease research lab from Plumb Island, NY to Manhattan, KS.
 - That lab will be researching diseases like Foot and Mouth Disease and African Swine Fever, two diseases that could wreak havoc on the U.S. cattle and swine sectors. We better learn something from this.
- ASF is a very "hardy" virus. It is hard to kill.
 - In China it was believed to survive cooking in pork, with the garbage from restaurants (and meat meal) infecting other herds.



Bottom Line: Spanish ASF

- Spain is still exporting to Europe and many overseas markets
 - Excluding Japan and the Philippines
- Their new “regionalization agreements” with China and Korea bode well for global pork
- Their hog prices have dropped -15% since the findings
 - As 15% of their export markets are now closed
- Watch for further spreading
 - Cases outside of the “Protected Zone” would change their export picture QUICKLY



Do High Beef Prices Matter to Pork?



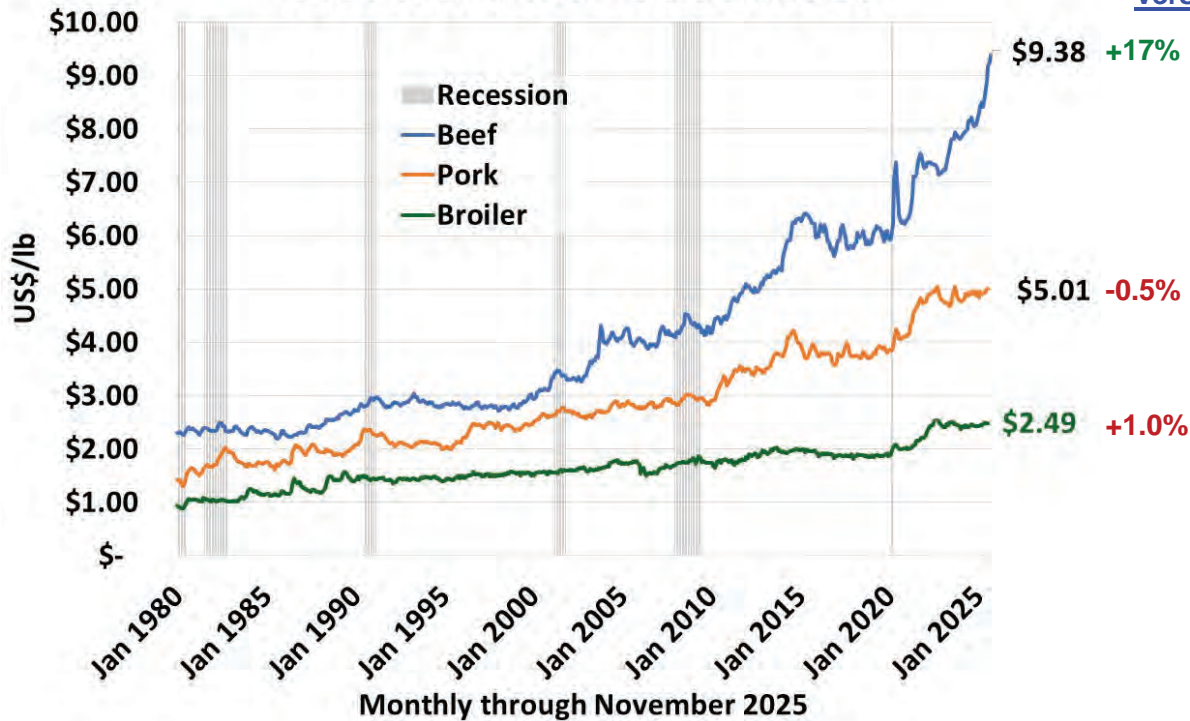
U.S. prime beef ribeye at \$27.88/lb (C\$61/kg),
discounted to \$20.91/lb (C\$46/kg)



U.S. pork “ribeye chops” at \$4.97/lb
(C\$11/kg)

U.S. Retail Meat Prices

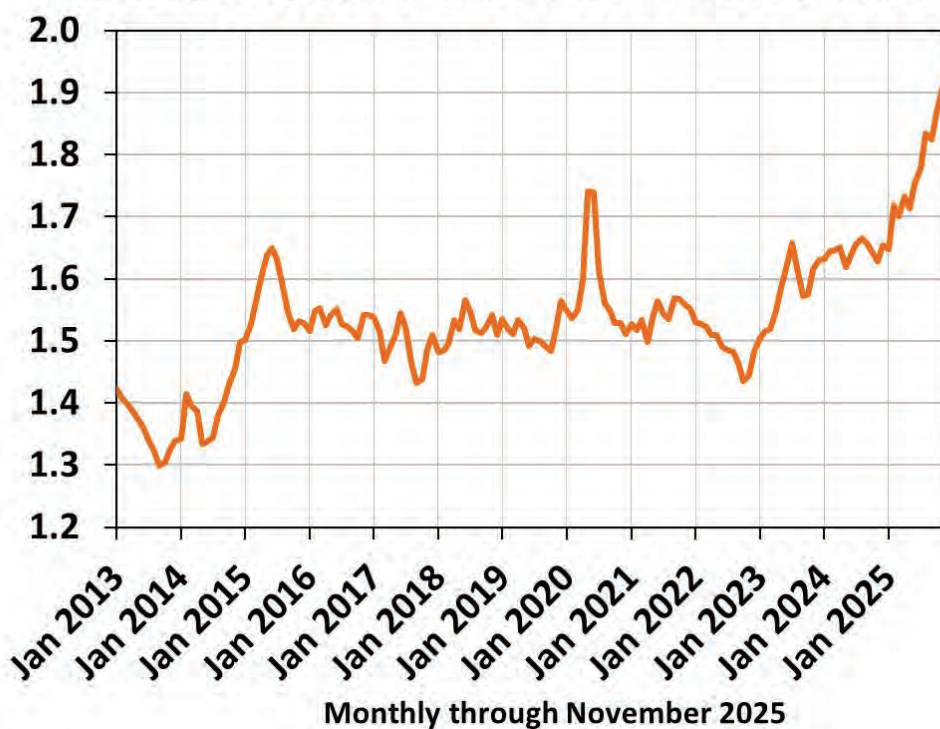
Versus a year ago:



Source: USDA



Retail Ratio: Beef to Pork Prices



Source: USDA

**What does this say
about consumer
demand?**

*Assuming near steady
beef supplies the past 5
years*



Pork Prices: Retail less Cutout



This shows a proxy of
retailer margins

*It has been sustained
for 3 years and will likely
remain for at least two
more years*

Summary & What's Next?

- Trump's tariffs have had minimal impact thus far
 - No big shocks ahead; possibly new U.S. trade deals
 - BUT: watch the CUSMA review in 2026!
- U.S. pork markets are stable with better demand than a year ago
 - Expansion appears on hold for now
 - Hog farming profits expected through 2026
- Canada has expanded their global footprint with larger exports
 - And that trend will continue into 2026
- Do high beef prices matter to pork?
 - Historically, no; but is this time different?
- Watchlist:
 - Voluntary Country of Origin labelling rules went into effect Jan 1, 2026
 - Spanish officials still tracking/tracing ASF cases
 - CUSMA review



Thank You

Brett Stuart

bstuart@agritrends.com

See a weekly subscriber webcast at:
<https://www.youtube.com/@agritrends>

www.agritrends.com
 @agritrends

Get **“plugged in”!**
 Email stthomas@globalagritrends.com
 for a free trial

Retail Spread: Beef to Pork Prices



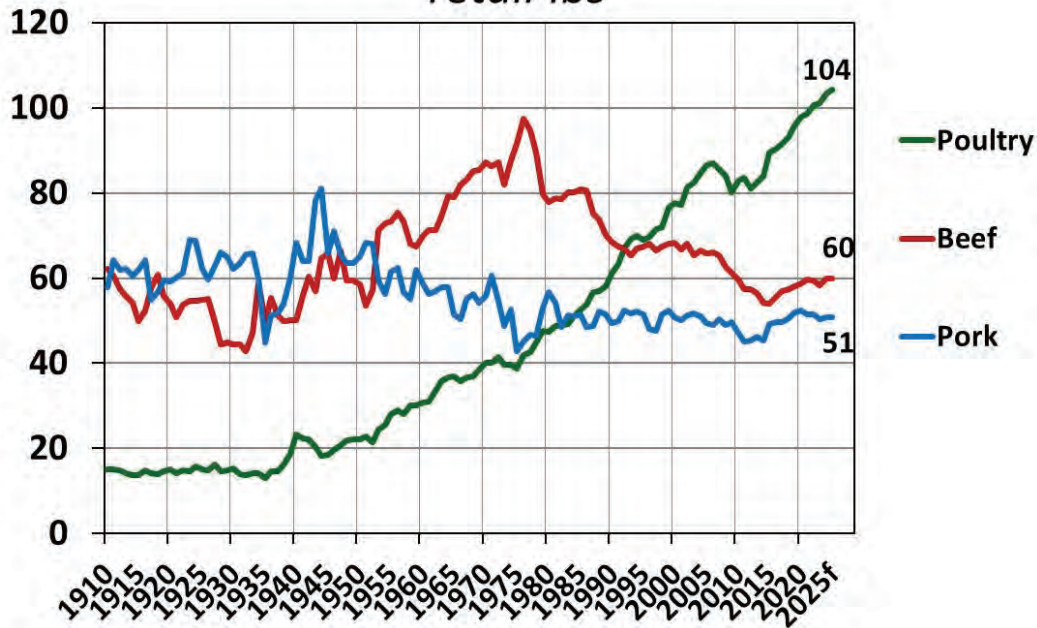
What message is
 this sending to
 retailers?

Source: USDA



U.S. Per-Capita Consumption

retail lbs



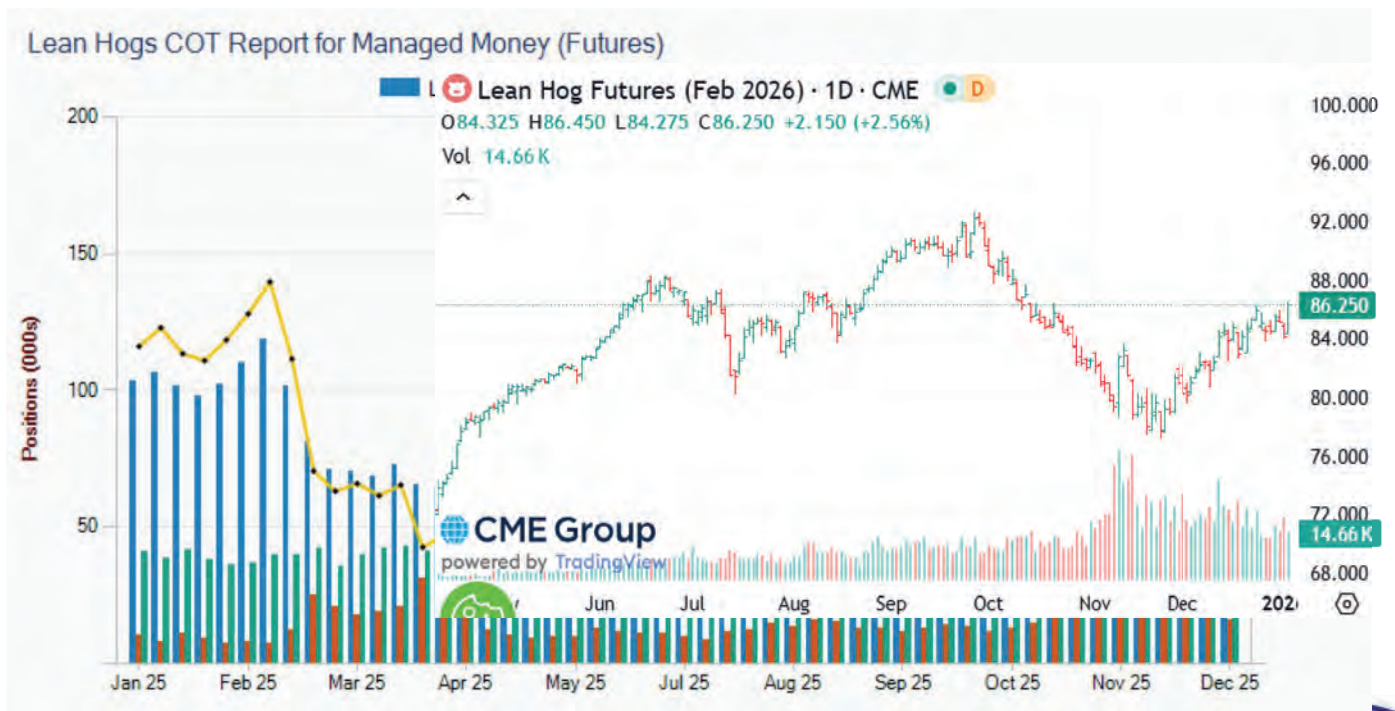
What does this say about consumer demand?

Assuming near steady beef supplies the past 5 years

Source: USDA



Outside “Fund” Influence on Hog Futures



Source: Chicago Mercantile Exchange

